



OUT-MIGRATION FROM ARMENIA


ArGeMi Project 2008-2010

Moscow - 2010



CONTENT

- **Introduction**
- **Purpose of Study and Methodology**
- **Key Definitions**
- **Recent migration trends in Armenia and profile of migrants**
- **Expert's Interviews and Monitoring of Events**
- **The sociological survey of returnees from Moscow,**
- **from other destinations and potential migrants**
- **Assessment of migration policy in Armenia and the national legislation on migration. Government institutions responsible for migration policy**
- **Conclusions and Recommendations**



Diversity of survey methods

- **Surveys before, during and after migration cycles in Yerevan, Gyumri, Vanadzor, Goris and Alaverdi**
- **Monitoring of Events**
- **Deep interviews with expert & stakeholders**



The interviews with 20 experts - February-March-April 2009

- 3 experts - state officials in the migration related sectors
- 5 experts - representatives of international organizations, accredited in Armenia
- 3 experts - Armenia based journalist
- 4 experts -leaders of Armenian NGOs
- 5 experts – scholars, academicians



Monitoring of out-migration related events

/covered three months in both rounds/

First round - February-April 2009

Second round - January-March 2010

I round - 20 newspapers articles and 8 TV programs

II round - 27 newspapers articles and 9 TV programs

Three main Armenian newspapers

official “Hayastani Hanrapetutyun”

independent “Golos Armenii” (in Russian)

independent “Aravot” (in Armenian)

Two main Armenian Public TV stations

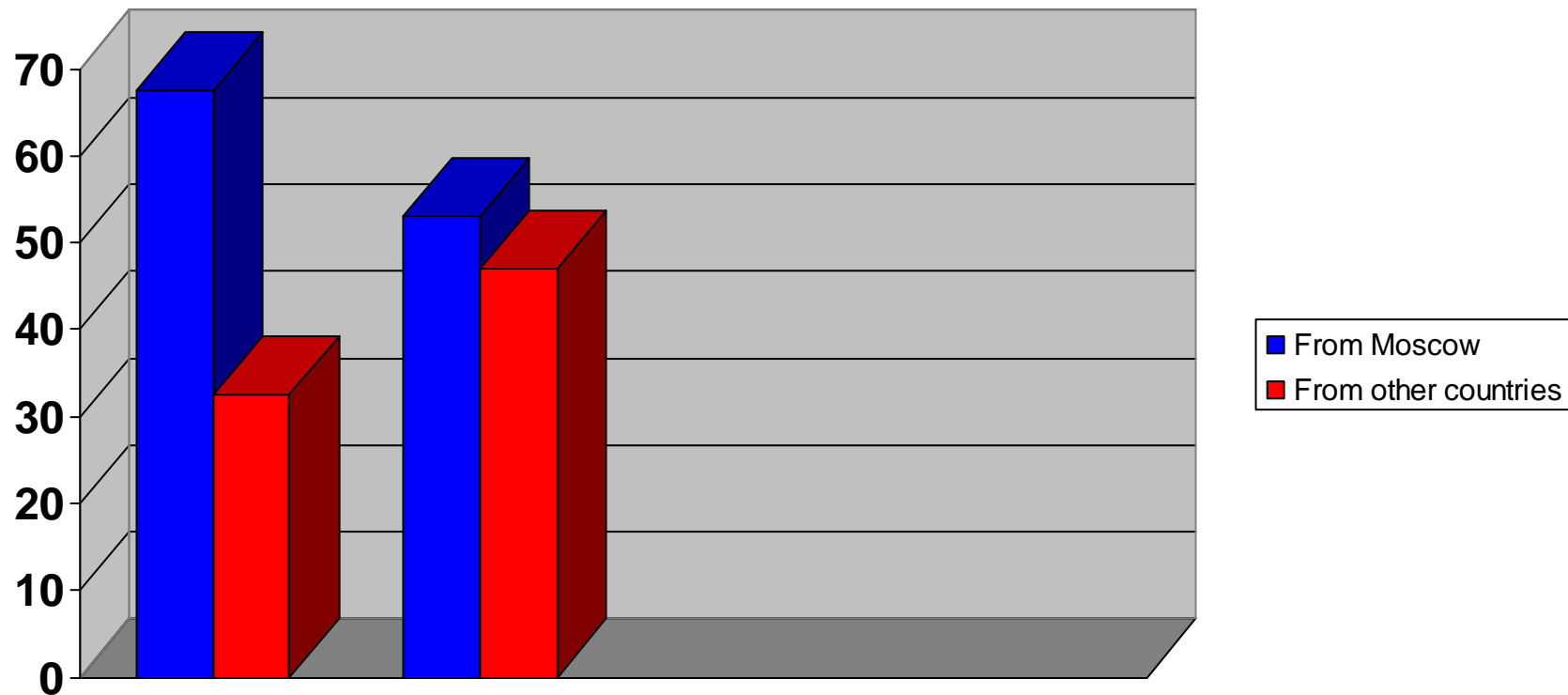
H1 and H2



Residents of interviewed migrants

City	Number of interviewed migrants form Moscow	Number of interviewed migrants form other countries
Yerevan	100	151
Gyumri	35	49
Vanadzor	35	50
Alaverdi	15	26
Goris	15	24
Total	200	300

GENDER OF INTERVIEWED MIGRANTS





Country of most recent stay abroad

(with duration longer than one month)

Country	Number	Percent %
USA	42	14,0
Ukraine	29	9,7
Georgia	25	8,3
France	24	8,0
Germany	22	7,3
Turkey	17	5,7
Other 32 countries	141	47
Total	300	100



MAIN COUNTRIES OF ARMENIAN DIASPORA

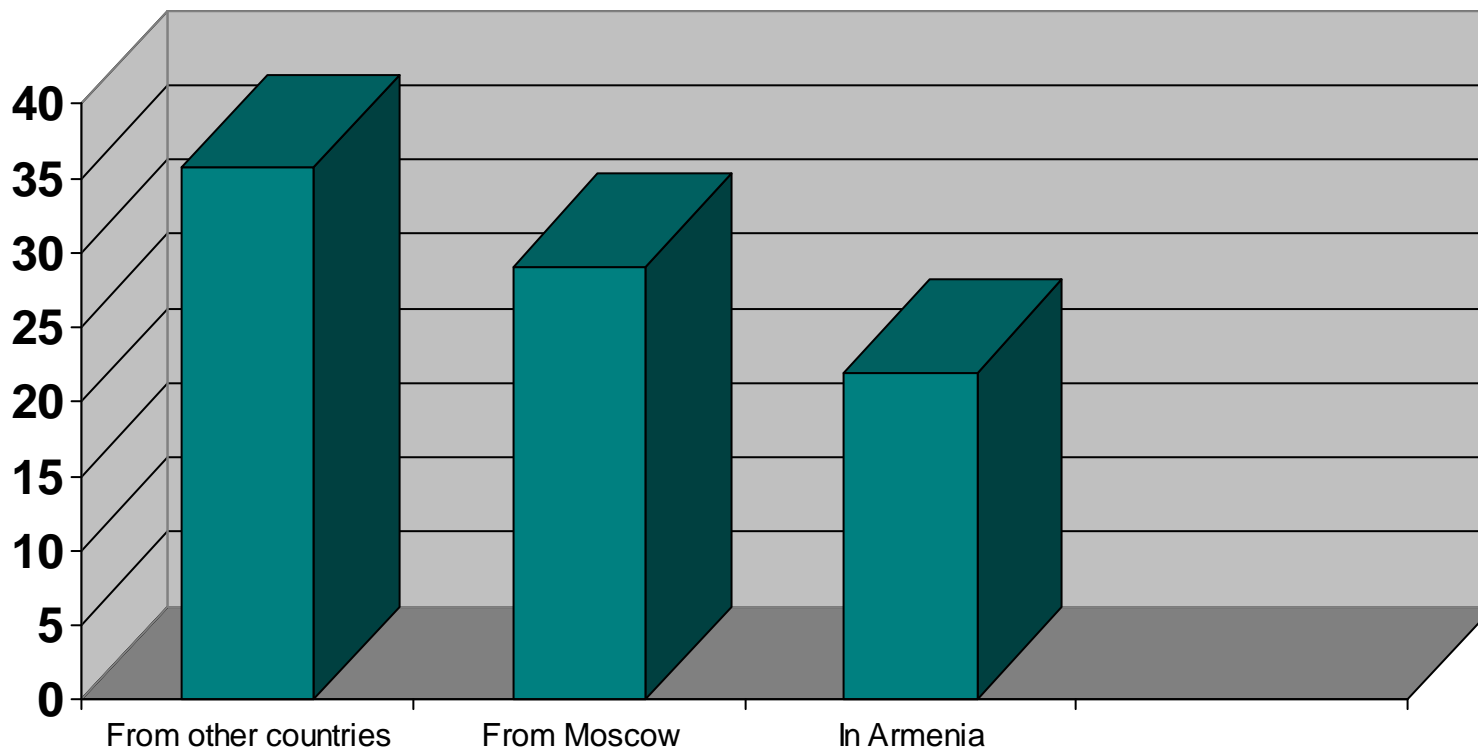
Country	Number of Armenians
Russia	2 200 000
USA	1 200 000
France	450 000
Georgia	350 000
Ukraine	130 000



AGE OF RESPONDENTS

Age	Returnees from Moscow %	Returnees from other countries %	Residents of Armenia without migrant experience %
18-24	9,0	7,4	8,0
25-34	31,5	23,9	20,0
35-54	46,0	50,6	53,0
55-64 and more	13,5	18,1	19,0
Total	100%	100%	100%

PERCENT OF MIGRANTS WITH HIGHER EDUCATION

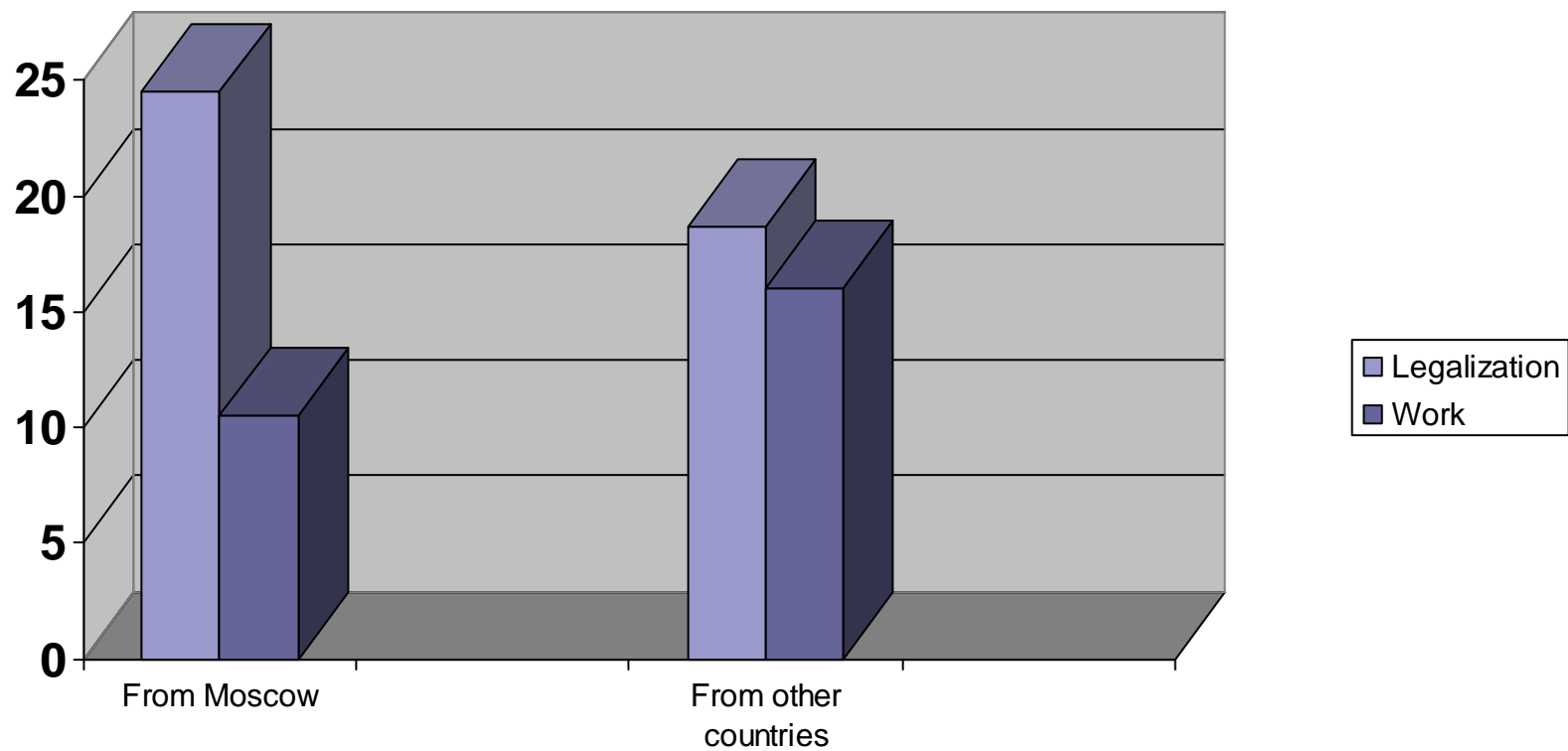




Duration of stay abroad

How long did last stay abroad	In Moscow %	In other countries %
From 1 to 6 months	46,0	56,7
From 6 to 12 months	33,5	19,3
From 1 to 2 years	14,0	17,0
From 2 to 4 years	3,5	5,7
Longer than 4 years	3,0	1,3
Total	100,0	100,0

MAIN DIFFICULTIES ABROAD

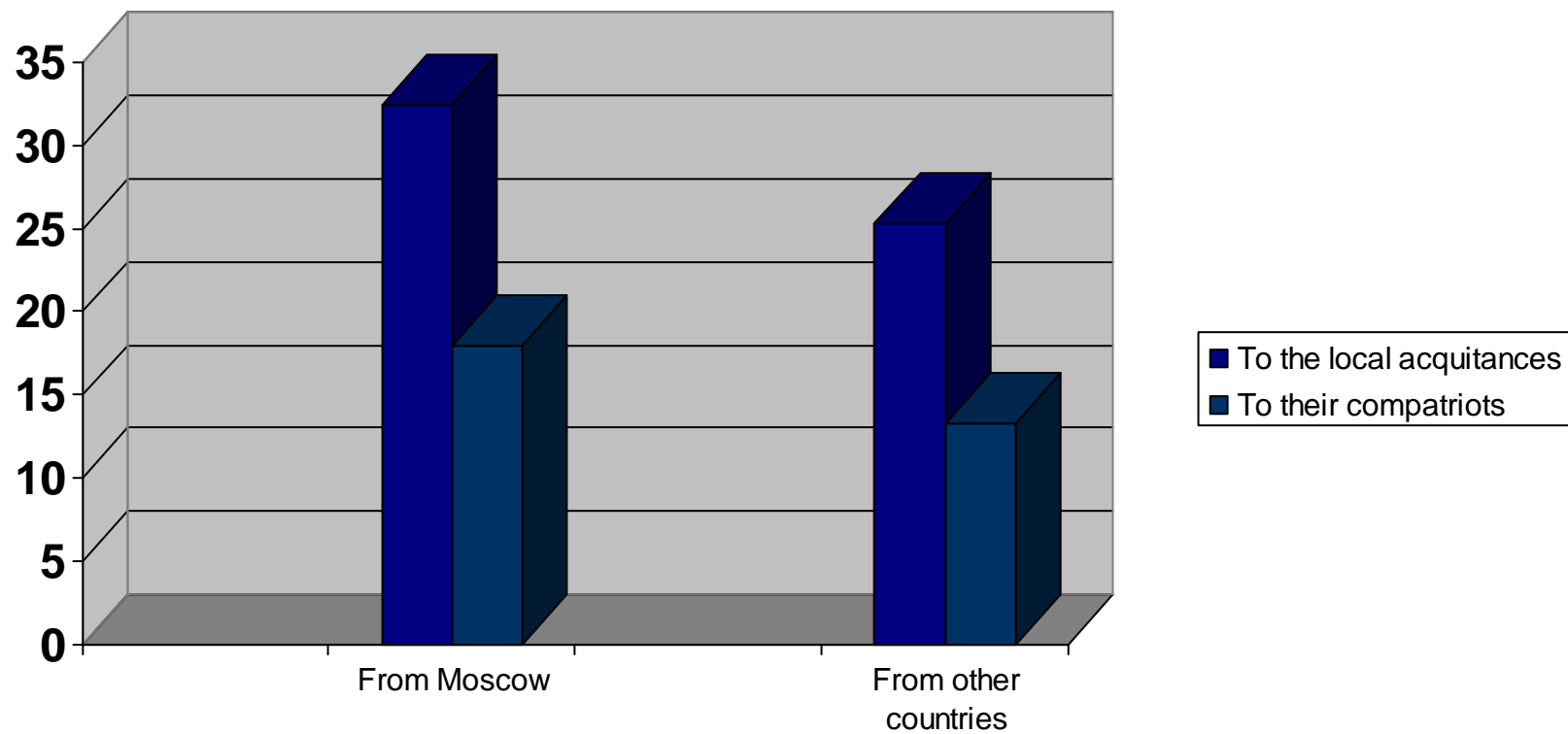




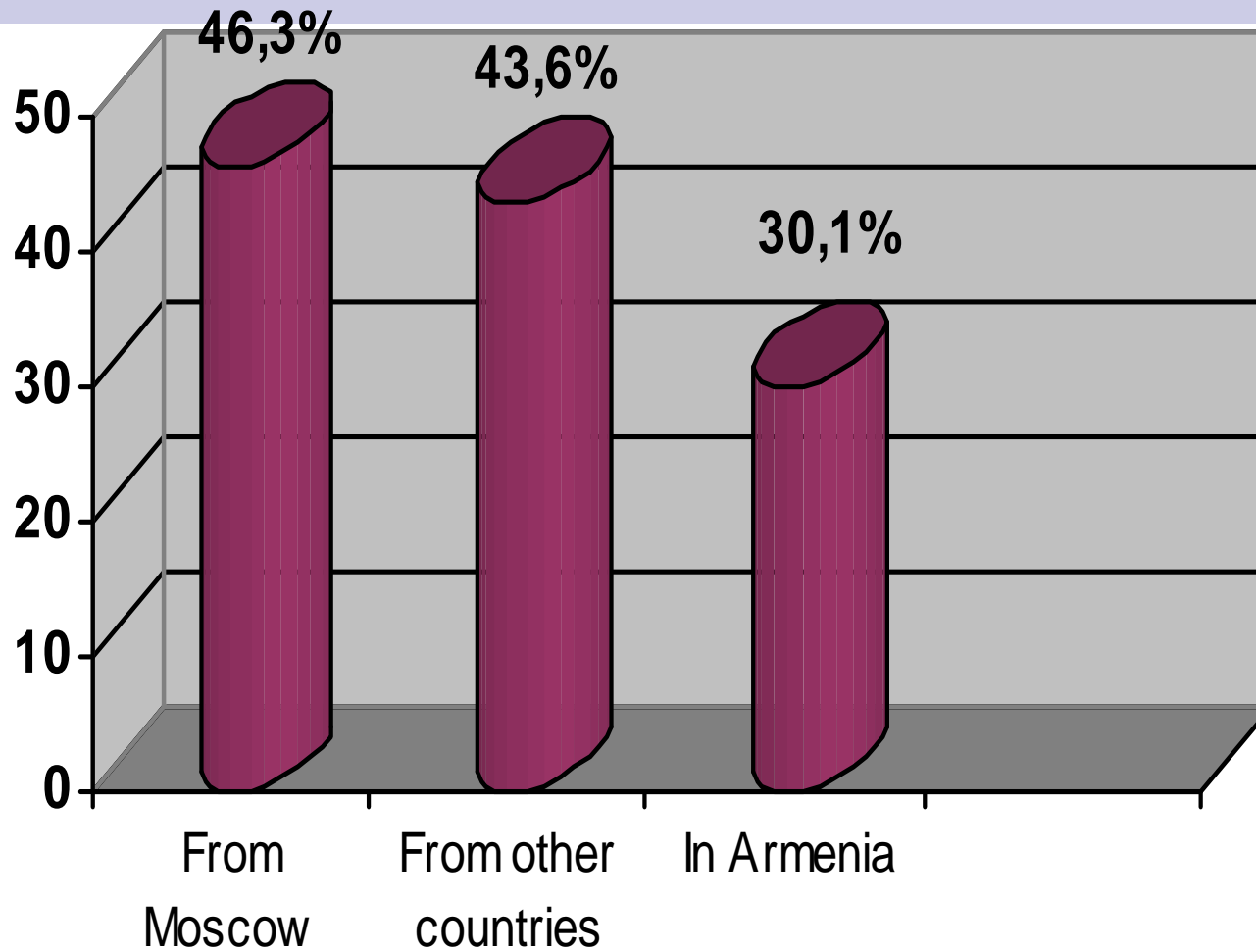
Employment spheres of migrants

Branch	Migrants from Armenia in Moscow	
Industry	6.9%	
Construction	14.7%	
Transportation	9.5%	
Agriculture	0.9%	
Trade	31.8%	
Education	6.9%	
Public health	10.3%	
Another	19%	

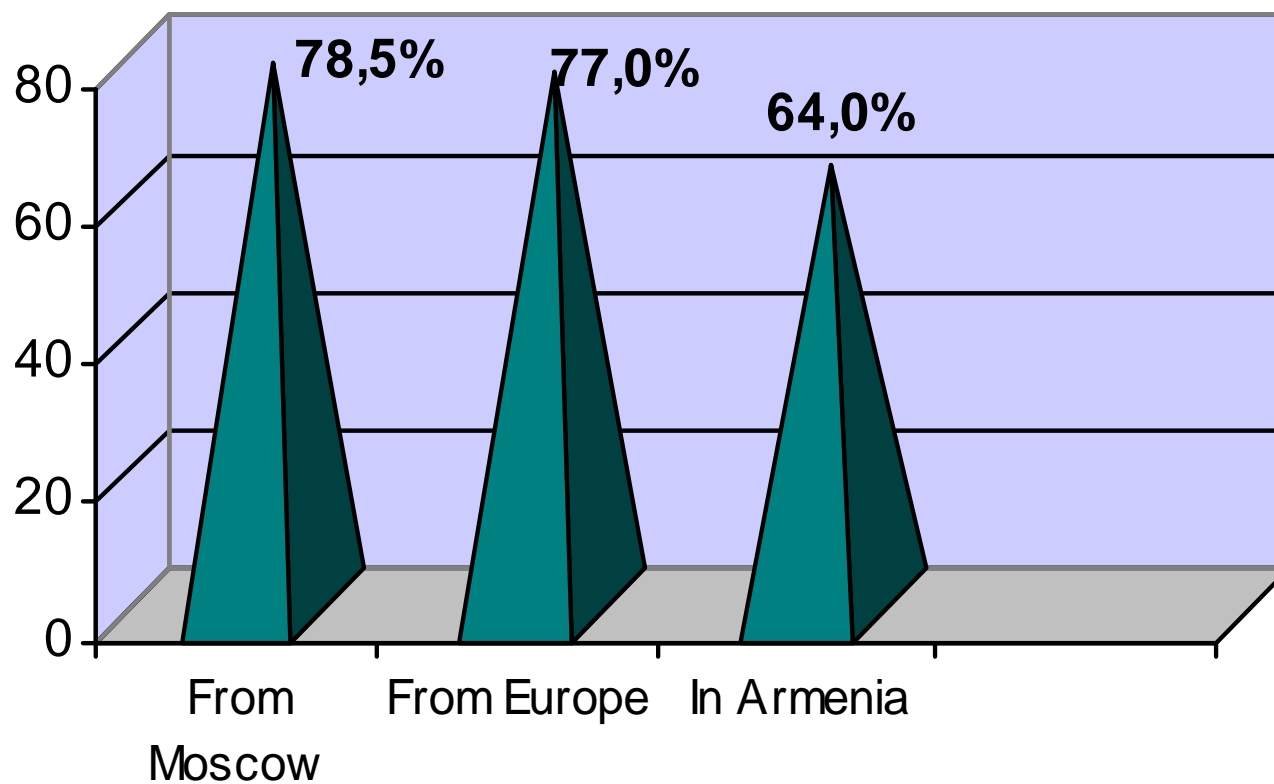
HELP APPEAL



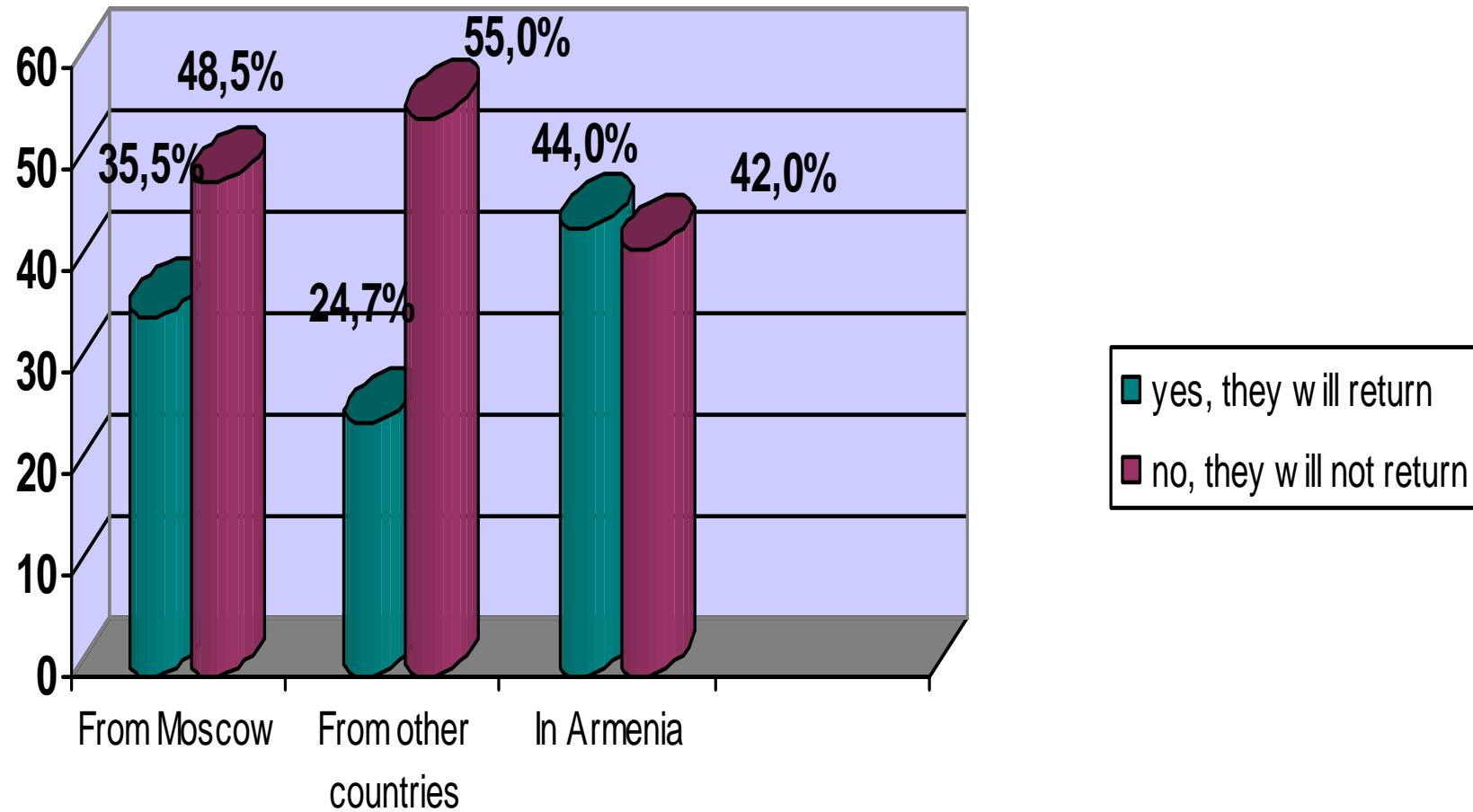
MIGRATION IS A BLESSING FOR ARMENIA



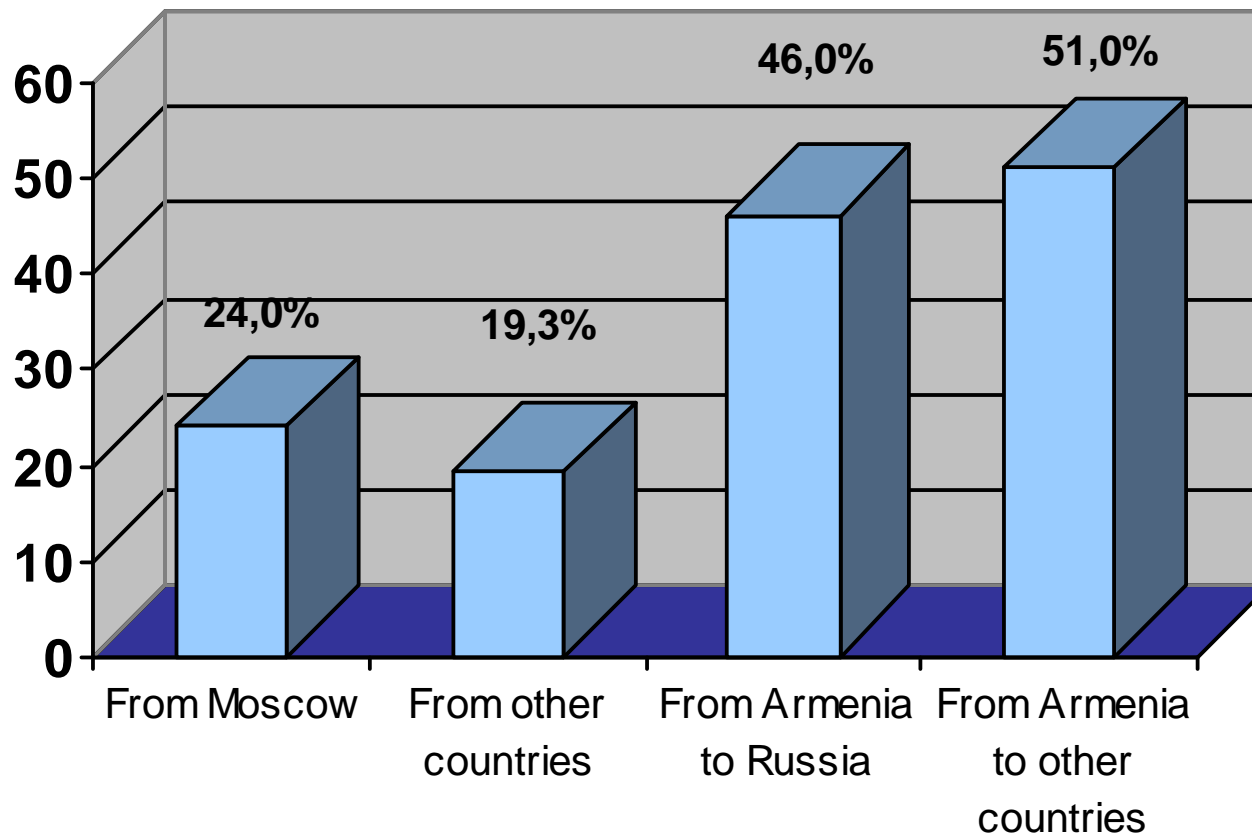
MIGRATION FROM THE COUNTRY IS A CURSE FOR ARMENIANS



WILL MIGRATED ARMENIANS COME BACK?



DO YOU INTEND TO GO ABROAD AGAIN?





What was the average monthly amount that you use to sent to Armenia

	AMOUNT	From Moscow	From other countries
1	Less than 100 \$	7 %	3,7 %
2	From 100 to 200 \$	13 %	10,7 %
3	From 200 to 300 \$	9 %	10,7 %
4	From 300 to 500 \$	7 %	8,7 %
5	Over 500 \$	4,5 %	4,7 %
6	No answer	59,5 %	63,5 %
7	Total	100 %	100 %

